

# 616.8.35a (TA-35a) Centerline and/or Laneline Striping on Multi-lane, Undivided Highways - MT

SPEED	TAPER LENGTH (ft.)	
	Shoulder (T1)	Lane (T2) (4)
Regulatory (mph)		
0-35	-	245
40-45	-	540
50-55	-	680
60-70	-	840

**Notes:**

For sign legend and hinged sign information refer to EPG 616.8.17b (TA-17b) Centerline/Edgeline Striping on Two-Lane Highways - MT.

All signs shall have Fluorescent Orange Retroreflective sheeting.

- (1) Wet paint signs are installed to indicate the side in which the pavement marking material is being applied.
- (2) Rear Advance Warning Truck is positioned at the no track point of the pavement marking material, or vertical or horizontal curves that restrict sight distance, or spacing shown.
- (3) The Light Bar and Emergency Alert lights should be used on the Rear Advanced Warning Truck. If used, the rear facing amber/white light bar is installed on top of the vehicle and the Emergency Alert lights are installed below the flashing arrow panel.
- (4) Shoulder Advance Warning Truck is positioned at the minimum spacing as shown. The spacing may vary due to vertical or horizontal curves that restrict sight distance or locations where the shoulder is restricted (gore areas, guardrail, etc.) and the vehicle must wait to move to another location. If queuing of vehicles occur, the Shoulder Advance Warning Truck should be position upstream of the end of the queue.

For additional guidance on review EPG 616.8.35 Mobile Operation on Divided or Multi-Lane Undivided Highways - MT

For additional guidance on Truck/Trailer Mounted Attenuators (TMA) see EPG 612 Impact Attenuators.

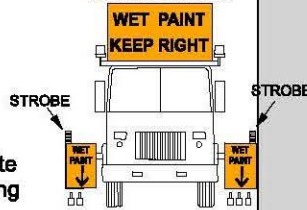
If law enforcement (LE) is used, the LE vehicle should either be:  
 1) Upstream 400 - 1000 ft of the Shoulder Advanced Warning Truck on the shoulder  
 or,  
 2) Downstream at least 400-ft of the Rear Advanced Warning Truck in the closed lane.



**FRONT ADVANCED WARNING TRUCK (FRONT OF TRUCK)**



**STRIPER (FRONT OF TRUCK)**



**MIDDLE WARNING TRUCK (FRONT OF TRUCK)**



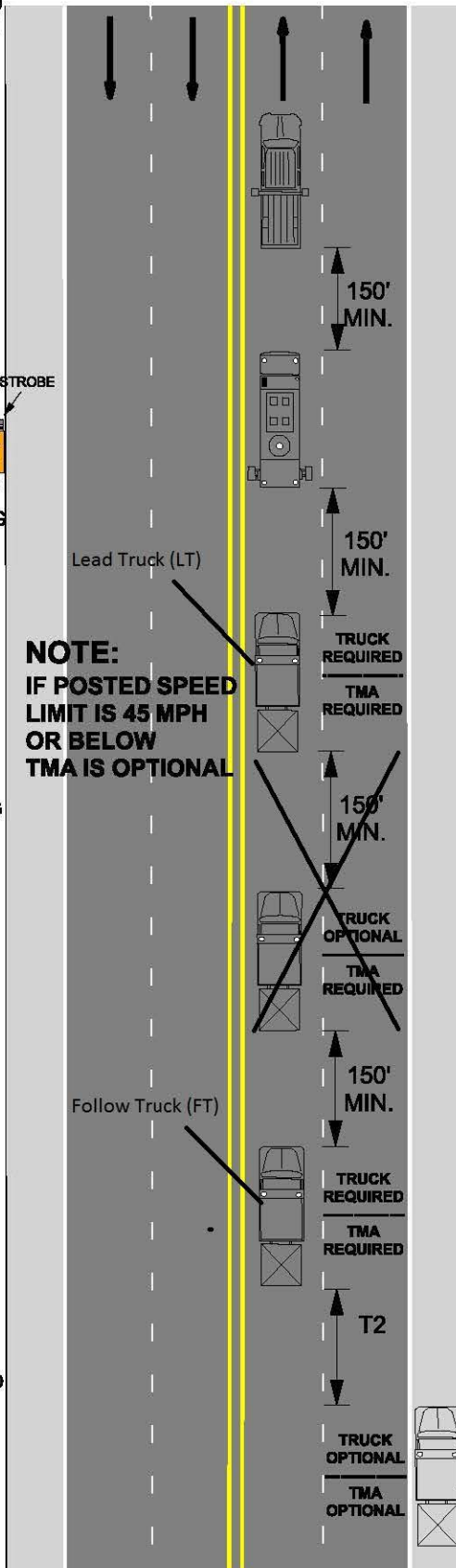
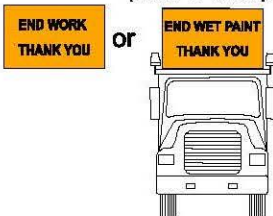
**OPTIONAL WARNING TRUCK (FRONT OF TRUCK)**



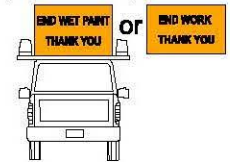
**(2) REAR ADVANCED WARNING TRUCK (FRONT OF TRUCK)**



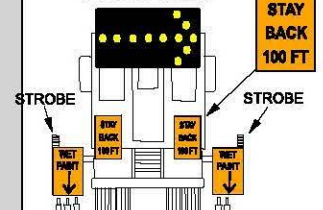
**(4) SHOULDER ADVANCED WARNING TRUCK (FRONT OF TRUCK)**



**FRONT ADVANCED WARNING TRUCK (BACK OF TRUCK)**



**STRIPER (BACK OF TRUCK)**



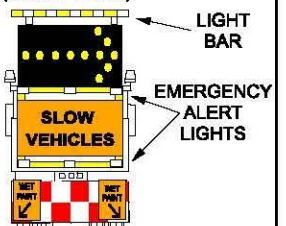
**MIDDLE WARNING TRUCK (BACK OF TRUCK)**



**OPTIONAL WARNING TRUCK (BACK OF TRUCK)**



**REAR ADVANCED WARNING TRUCK (2)(3) (BACK OF TRUCK)**



**SHOULDER ADVANCED WARNING TRUCK (BACK OF TRUCK) (4)**

